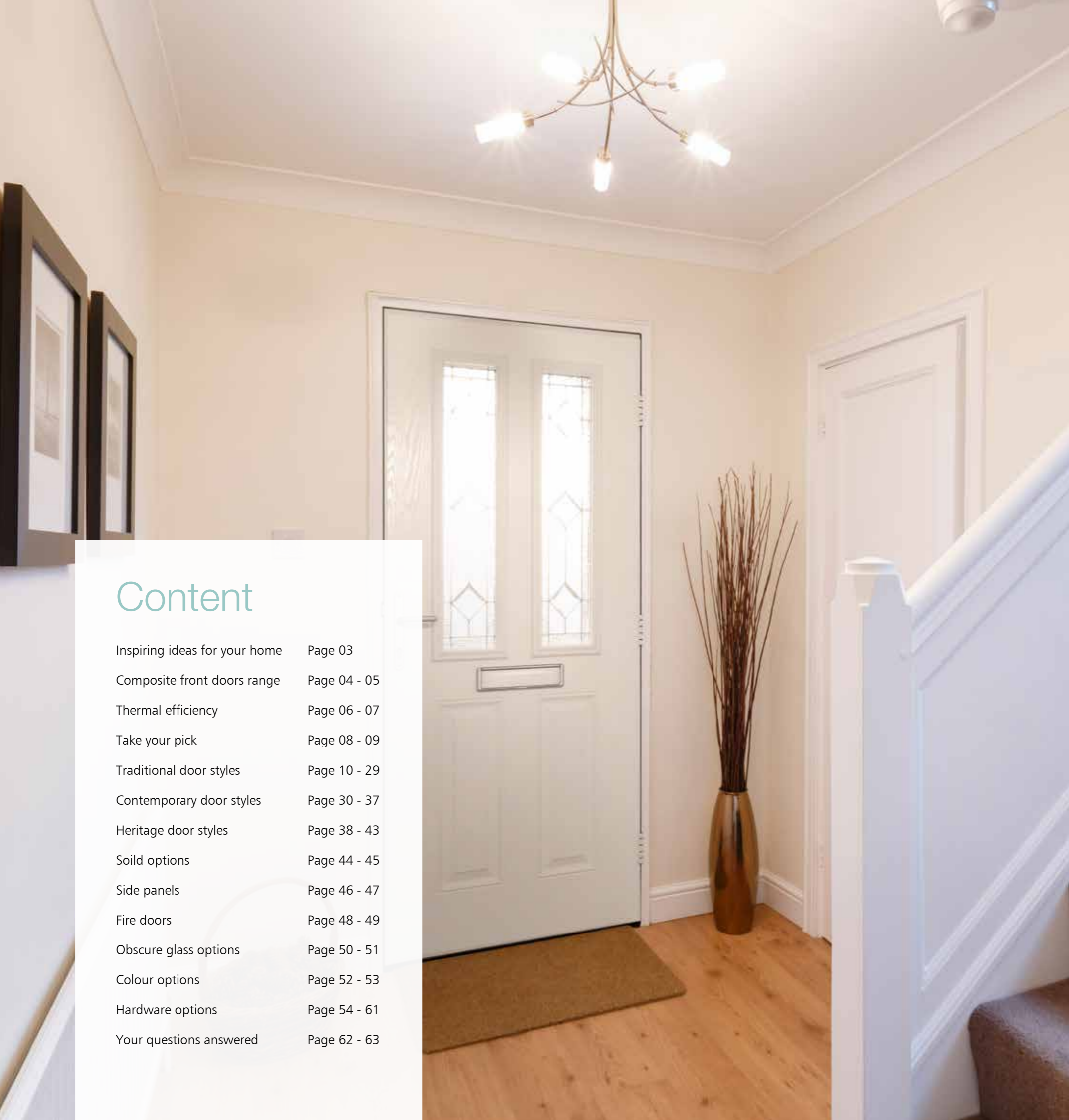


Diamond Range

Entrance doors

www.belfastwindows.com





Content

Inspiring ideas for your home	Page 03
Composite front doors range	Page 04 - 05
Thermal efficiency	Page 06 - 07
Take your pick	Page 08 - 09
Traditional door styles	Page 10 - 29
Contemporary door styles	Page 30 - 37
Heritage door styles	Page 38 - 43
Soild options	Page 44 - 45
Side panels	Page 46 - 47
Fire doors	Page 48 - 49
Obscure glass options	Page 50 - 51
Colour options	Page 52 - 53
Hardware options	Page 54 - 61
Your questions answered	Page 62 - 63

Inspiring ideas for your home

Along with quality, we have not forgotten style. Whether you live in a traditional or modern home we have a design to suit.

In this brochure you are sure to find a style to meet your taste with a vast range of colours, woodgrain finishes, glass options and hardware. Every door will be tailored to your requirements.

All our doors comply with the latest building products regulations and we are BSI registered which assures you of our commitment to each and every door.

All doors come complete with:

- Fully reinforced 70mm PVC-U outer frame
- A full multipoint locking system with anti-bump cylinder, keeps, handles and threshold
- Doors are prehung in their frame left or right handed to your requirements
- All double glazed units are made to EN1279 for added security and insulation
- Secured by Design approved specification available on request
- All doorsets come with a 10 year guarantee

We can also supply a range of extras including letterplates, door viewers, numerals, cills and knockers.



Composite front door range

Low maintenance finish wipe clean with a damp cloth to restore its original finish.

Looks like wood but won't dent, warp, bow or flake.

Make your front door stand out from the crowd with a choice of 13 colour options

16 great styles to choose from including both traditional, contemporary and heritage designs

Personalise your door with our range of hardware including handles, knockers, letter plates and spy holes



Door construction

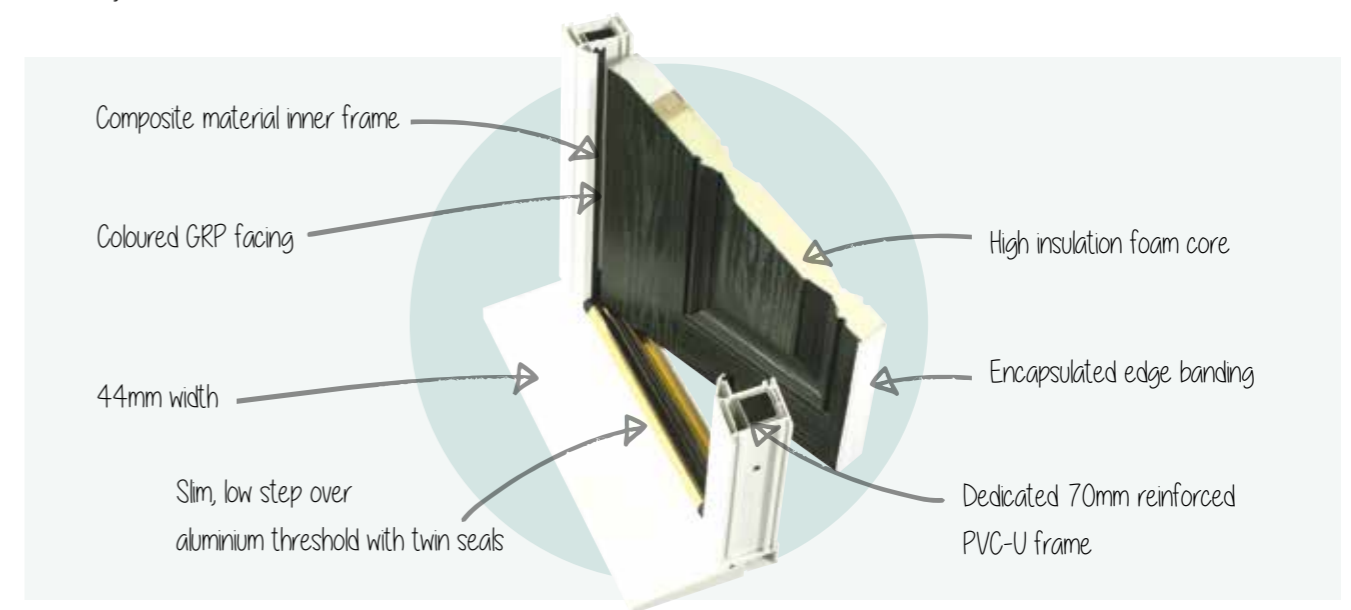
All of the doors in this range come under the phrase GRP. This stands for Glass Reinforced Plastic, and is more commonly known as fibreglass.

GRP is a material that is commonly used in the most challenging marine applications, so it makes a perfect finish for external doors.

It is light, requires very little maintenance, and can be manufactured in a variety of attractive styles. It has a high resistance to denting, warping, bowing, twisting, splitting, peeling, flaking, cracking and fading, making them extremely durable.

At Safedoor our composite doors benefit from the aesthetic, traditional appearance of wooden doors, without the regular maintenance needed to keep them looking great, with greater thermal efficiency.

Each door is made-to-measure to ensure the exact size and shape for your property. Once installed it will never need re-adjusting.



Why fibreglass?

Fibreglass is best described as a combination of the top attributes of all types of modern door materials. Unlike some other types of material, fibreglass will not splinter, dent or rust assuring you of a sound investment for your property. Our doors are finely crafted to replicate the appearance of wood. We combine the elegance of timber with the high performance thermal and security aspects you would expect.

For many years fibreglass has been used for boat building, army tanks and formula one cars and now the material has been extended to exterior doorsets.



Thermal Efficiency

All Safedoor doors are assessed under a scheme by the British Fenestration Rating Council (BFRC) called the Door Set Energy Ratings Scheme (DSER).

This scheme follows a familiar rating system often found in common household items such as fridges and televisions. The scheme shows how energy efficient each door is on a sliding scale 'A++' rated being the highest achievable.




7 styles A rated classified doors with less than 5% of glass area.



Cottage Solid Cottage Diamond Cheltenham Solid Aintree Solid Newbury Georgian Newbury Aintree2

9 styles B rated classified doors with 5% to 20% glass. Requires Low E glass.



Aintree 4 Ascot Cheltenham Cheltenham Arch Cheltenham Brow Newbury 3 Goodwood Sandown Chepstow* Plumpton* York

*Estimated values



This rating is increasingly important as it could reduce your heating bills significantly by less heat escaping through an ill fitting or thermally inefficient doorset.

Safedoor has 7 styles that have achieved an A rating. The other styles, because they have a larger area of glass in the door have a very creditable B rating.

So Safedoor not only keep your property warm but should reduce your energy bills.

Take your pick

Follow our step by step guide to make selecting your new Safedoor as easy as 1, 2, 3...



Door style

Solid or glazed? Traditional contemporary or heritage? Whatever your style preference you will find a door to suit your home in the Safedoor's Diamond range.

DOOR STYLE



Colours

With 13 great colours to select from you really will be spoilt for choice. For a more traditional timber feel you could opt for Rosewood or Antique Oak. Maybe you'd like the old fashioned charm of our Chartwell Green or Soft Cream or maybe you'd like to add a dash of colour with one of our Red or Aubergine doors. Whatever your colour preference our doors are low maintenance and won't ever need painting.

COLOUR OPTIONS



Security

We know how important it is to feel safe, when you are both in and out of the house. This is why all of our doors come complete with a Yale multipoint locking system which means that the door locks in three places along the opening section giving that extra strength against the frame of the door and cylinder.

DOOR SECURITY

If you would like to upgrade to the Secured by Design specification recommended by the police authority then please let us know when you place your order.



Glass

If you select a glazed design we have many decorative and plain glass options for you to choose from. All double glazed units are made to EN1279 for added security and insulation.

GLAZING OPTIONS

We can also offer side panels in a number of designs should you want to increase the light in your entrance area.



Hardware

Just like a cherry on top of a cake our hardware range is designed to complement your Diamond Safedoor.

HARDWARE OPTIONS

We offer a selection of handles, knockers, letter plates and spy holes in a variety of colours and finishes allowing you to truly personalise your door.





Traditional
Door Styles
OPTIONS



Cheltenham

This classic style door continues to remain one of our most popular designs. The simplistic style is brought to life by the exciting glass designs which can reflect your individual style. **Solid option available on page 44.**

Matching side panels available

Glass options - clear, obscure and leaded
Please see page 50 for the full choice of obscure glazing options.

Clear CM006 Obscure CM006 Satin etched CM045

CM008 CM009

Glass options - decorative double glazed

CM001 CM002 CM004 CM021 CM026* CM031*

Glass options - decorative triple glazed

CM032 CM038 CM039 CM041 CM033 CM044

*The main feature in the glazing is available in red, blue, green or black. N.B. we create this stunning coloured effect through a mix of colours (not solid) to complement the door.
**Diamond style glass available in black, green, blue, red or clear.

Cheltenham Arch

A variation on the popular Cheltenham style with an arch top to the glass cassette. This allows plenty of light into the entrance area whilst still retaining privacy.

Matching side panels available

Glass options -
clear, obscure and leaded

Please see page 50 for the full choice of obscure glazing options.

Clear
CM006

Obscure
CM006

Satin etched
CM045

CM009

Glass options - decorative double glazed

CM004

CM021

CM026**

CM031*

Glass options - decorative triple glazed

CM034

CM035

CM040


CM042

*The main feature in the glazing is available in red, blue, green or black. N.B. we create this stunning coloured effect through a mix of colours (not solid) to complement the door.
**Diamond style glass available in black, green, blue, red or clear.

Cheltenham Brow


Like the Cheltenham Arch, the Brow offers that little differentiation on the glass cassette but with the same stylish glass designs to choose from.

Matching side panels available




Glass options -
clear, obscure and leaded


Please see page 50 for the full choice of obscure glazing options.




Clear
CM008



Obscure
CM008




Satin etched
CM045




CM009


Glass options - decorative




CM004



CM021




CM026**



CM031*

Glass options - decorative triple glazed




CM039

*The main feature in the glazing is available in red, blue, green or black. N.B. we create this stunning coloured effect through a mix of colours (not solid) to complement the door.
**Diamond style glass available in black, green, blue, red or clear.


Aintree 2

The glazed top section adds a beautiful feature to this door whilst maintaining your privacy. Choose from our colour options and glass designs to create the perfect finish for your home. **Solid option available on page 44.**




Glass options -
clear, obscure


Please see page 50 for the full choice of obscure glazing options.



Clear
CM008




Obscure
CM008




Satin etched
CM046


Glass options - decorative double glazed




AG001




AG002



AG024




AG026**




AG032*


Glass options - decorative triple glazed




AG033




AG034




AG045



AG038



AG039




AG041

*The main feature in the glazing is available in red, blue, green or black. N.B. we create this stunning coloured effect through a mix of colours (not solid) to complement the door.
**Diamond style glass available in black, green, blue, red or clear.

Aintree 4

The Aintree 4 style allows light into your hallway and makes the glass a real feature of the door adding vibrancy and style to your chosen design.



Glass options -
clear, obscure and leaded

Please see page 50 for the full choice of obscure glazing options.

Clear AG012 Obscure AG012 Satin etched AG048

AG013 AG014

Glass options - decorative double glazed

AG004 AG005 AG028 AG029** AG037*

Glass options - decorative triple glazed

AG035 AG036 AG040 AG041 AG043 AG047

*The main feature in the glazing is available in red, blue, green or black. N.B. we create this stunning coloured effect through a mix of colours (not solid) to complement the door.
**Diamond style glass available in black, green, blue, red or clear.

Goodwood

The large glazed area with the elegant curved design makes this door extremely appealing. Stunning bevelled glass designs are certain to rebound the light creating a wonderful glow.

Matching side panels available




Glass options -
clear, obscure and leaded


Please see page 50 for the full choice of obscure glazing options.



Clear
GW006



Obscure
GW006



Satin etched
GD041

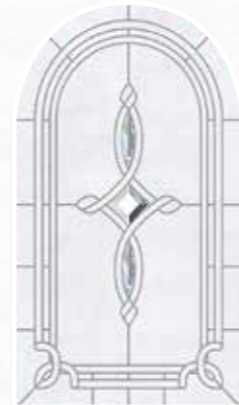


GW007




GW008


Glass options - decorative double glazed



GD001



GD002



GD027**

Glass options - decorative triple glazed



GD028



GD029



GD038




GD039

*The main feature in the glazing is available in red, blue, green or black. N.B. we create this stunning coloured effect through a mix of colours (not solid) to complement the door.


Newbury

This stylish design allows you to add your personal touches by customising it with your choice of glass, hardware and allowing light into your home.




Glass options - clear and obscure


Please see page 50 for the full choice of obscure glazing options.



Clear
NB009




Obscure
NB009




Satin etched
NB045


Glass options - decorative double glazed




NB001



NB023




Georgian

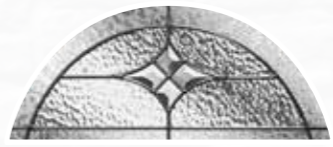


NB030*


Glass options - decorative triple glazed




NB031




NB038




NB039



NB042



NB032



NB044

*The main feature in the glazing is available in red, blue, green or black. N.B. we create this stunning coloured effect through a mix of colours (not solid) to complement the door.

Newbury 3

The extra glazed panels make an all together more decorative door when combined with your choice of glazing.



Glass options - clear and obscure

Please see page 50 for the full choice of obscure glazing options.



Clear
NB011



Obscure
NB011



Satin etched
NB047

Glass options - decorative double glazed



NB005



NB033**



NB028

Glass options - decorative triple glazed



NB034



NB046



NB041



NB035



NB040




NB043

*The main feature in the glazing is available in red, blue, green or black. N.B. we create this stunning coloured effect through a mix of colours (not solid) to complement the door.

Sandown

For maximum light, this is the door for you. With a choice of contemporary new glass designs as well as some more traditional choices, the Sandown makes a perfect front or back door.

Matching side panels available



Glass options -
clear, obscure and leaded

Please see page 50 for the full choice of obscure glazing options.

Clear SD006 Obscure SD006

Satin etched SD041*** SD009

SD008

Glass options - decorative double glazed

Glass options - decorative triple glazed

*The main feature in the glazing is available in red, blue, green or black. N.B. we create this stunning coloured effect through a mix of colours (not solid) to complement the door.
**Diamond style glass available in black, green, blue, red or clear.



Contemporary
Door Styles
OPTIONS



York

This contemporary design offers a modern appearance with glazing panels that allow individual style and natural light into your home.

Glass options - clear and obscure

Please see page 50 for the full choice of obscure glazing options.

Clear WE006

Satin etched WE043

Obscure WE006

Glass options - decorative double glazed

WE001

WE002

WE026**

WE033*

Glass options - decorative triple glazed

WE031

WE032

WE038

WE039

WE040

WE041

WE042***


*The main feature in the glazing is available in red, blue, green or black. N.B. we create this stunning coloured effect through a mix of colours (not solid) to complement the door.
 Diamond style glass available in black, green, blue, red or clear. *Satin etched glass.

Plumpton


Our heritage cottage door gets a modern twist with glazing options that can be placed in three different locations.

Glass options - clear and obscure


Please see page 50 for the full choice of obscure glazing options.



Clear
PL021




Obscure
PL021




Satin etched
PL044**


Glass options - decorative double glazed




PL032



PL026**




PL002

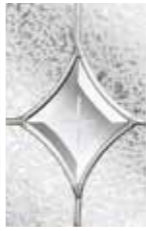


PL024


Glass options - decorative triple glazed




PL038




PL039




PL040




PL043




PL041



Plumpton center



Plumpton left



Plumpton right

*The main feature in the glazing is available in red, blue, green or black. N.B. we create this stunning coloured effect through a mix of colours (not solid) to complement the door.
 **Diamond style glass available in black, green, blue, red or clear.

Ascot

This elegant design features two half circle apertures with a wide choice of glazing to suit both traditional and contemporary properties.

Ascot vertical

Glass options - clear and obscure

Please see page 50 for the full choice of obscure glazing options.

Clear
NB009

Obscure
NB009

Satin etched
NB045

Ascot horizontal

Glass options - decorative double glazed

NB001

NB030*

NB042

Glass options - decorative triple glazed

NB031

NB032

NB038

NB039

NB044

All glass designs can be used in both vertical and horizontal positions

*The main feature in the glazing is available in red, blue, green or black. N.B. we create this stunning coloured effect through a mix of colours (not solid) to complement the door.




Heritage Door Styles

OPTIONS




Cottage

The perfect cottage door that works in all types of properties old and new.
Solid option available on page 44.




Glass options -
clear, obscure and leaded


Please see page 50 for the full choice of obscure glazing options.




Clear
LG006




Obscure
LG006



LG008




LG009




Satin etched
LF035


Glass options - decorative double glazed decorative triple glazed




LF002




LF021




LF029*




LF031




LF028




LF030




LF032




Clear
CT020



Obscure
CT021




Satin etched
CT020



CT025**


Cottage diamond



*The main feature in the glazing is available in red, blue, green or black. N.B. we create this stunning coloured effect through a mix of colours (not solid) to complement the door.






Chepstow

Replicating a traditional timber tongue and groove door with a large glass design ideal for creating a light entrance. Often used as a back door, it would also look great on a cottage or country house.

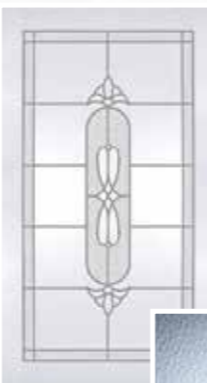






Glass options - clear, obscure and leaded




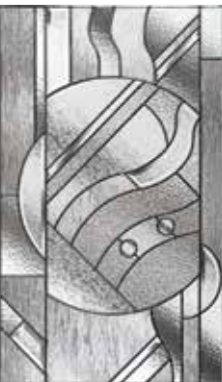
Please see page 50 for the full choice of obscure glazing options.

	
Clear SD006	Obscure SD006
	
Satin etched SD041	SD009
	
SD008	

Glass options - decorative double glazed

		
SD002	SD004	SD021
		
SD026**	SD030*	

Glass options - decorative triple glazed

			
SD031	SD032	SD038	SD039

*The main feature in the glazing is available in red, blue, green or black. N.B. we create this stunning coloured effect through a mix of colours (not solid) to complement the door.
 **Diamond style glass available in black, green, blue, red or clear.

Solid Options

For those wanting to recreate a traditional timber door we have three great styles to choose from...

Aintree

Aintree Solid

This classic style replicates traditional timber designs and is always a popular choice. Shown in Blue with Chrome letter plate, handle and numerals.

Cheltenham

Another classic design, the Cheltenham has proved to be a top selling door. Shown in Green with Gold letter plate, handle and urn knocker.

Cottage

The ideal door for rural properties or those looking to recreate the traditional cottage feel. Ideal as a back or front door this design is perfect for traditional properties wishing to maintain an authentic character.



Cheltenham Solid




Cottage Solid



Side Panels

Adding side panels to your home's front entrance can really create a feeling of grandeur. Used on either or both sides of the door the extra glazed areas allow more light into your home.



Glass options

* Please see page 50 for the full choice of obscure glazing options.

Satin etched
CM045


Clear
CM006


Obscure
CM006*


For narrow and wider entrances where a composite side panel is not suitable, or for those requiring more light, we are able to offer a selection of glazed side light combinations.


N.B. Sidelights only available in a width of 457mm to 477mm.


Glass options - decorative double glazed



CM001


CM002



CM004



CM021



CM026*

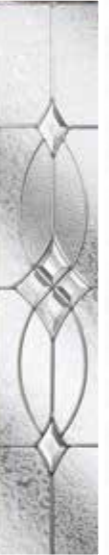

CM031*


Glass options - decorative triple glazed



CM032


CM033


CM038


CM039


CM041


CM044

Fire Doors

Our 30 minute fire doors have been designed to the highest specifications and tested to comply with the exacting standards of BS476 Parts 22 and 31.

As well as offering 30 minute fire resistance we are also able to offer a contemporary range of styles as shown below.



The doors are designed for most situations where building regulations require a fully approved FD30S fire doorset such as flats, shared entrances, links from house to garage, and multiple entrance dwellings.

The glazing options are Georgian wired polished plate with Clear, Cotswold, Minster or Stippolyte backing glass. All FD30S fire doors are supplied in PVC-U frames and with double glazed sidelights and toplights as required.

N.B. The fire door is available with a limited range of door furniture, please ask for more details.





Obscure Glass

OPTIONS

Choose your level of privacy by adding backing glass or keep it clear for maximum light.

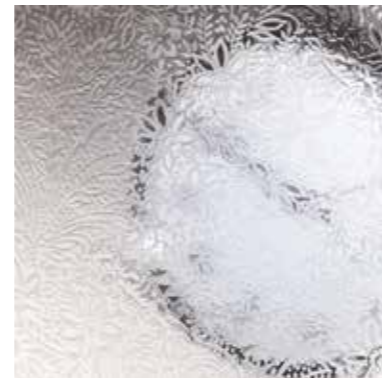
Doors which offer an obscure glass option can use any of the below designs.



Arctic



Autumn



Chantilly




Charcoal




Contora



Cotswold



Digital



Minster




Stippolyte





Colour OPTIONS

Whether you opt for classic white or add a bold splash of colour with our aubergine door you can be sure your Safedoor will make a great addition to your home.



White



Blue



Green



Red



Black




Rosewood



Antique Oak



Soft Cream



Chartwell Green



Duck Egg



Pastel Blue




Aubergine



Anthracite Grey

All doors are supplied with a white internal face and frame with the exceptions of Antique oak and Rosewood which can be supplied as colour on colour.

All colours are a visual representation only. Please ask for samples if you would like to see accurate swatches.





Hardware OPTIONS

Once you have decided on your door style, colour and glass design you can really add the finishing touches with our stunning range of suited hardware.

Complement your door with; Handles, Pull bars, Knockers, Spy holes, Letter plates, Letters & numerals

Available in; Gold, Chrome, Black, White, Bright Bronze, Graphite, Antique Black

Weather bars offered on all doors which helps protect the door during rain and snow storms. Weather bars are available to match the door colour.



Premier Range


Keeping things simple our Premier Range of furniture offer a great selection of entry level furniture.

AS
STANDARD
ON ALL
DOORS

Handles



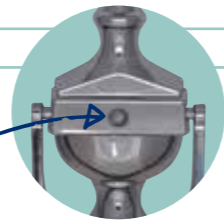
Letter plates



Urn Knockers



Urn knockers are also available with a viewer.




Letters & numerals




Premier Plus Range

With a wider selection of colours and accessories our Premier Plus range will be a great addition to your door.

Handles



Letter plates



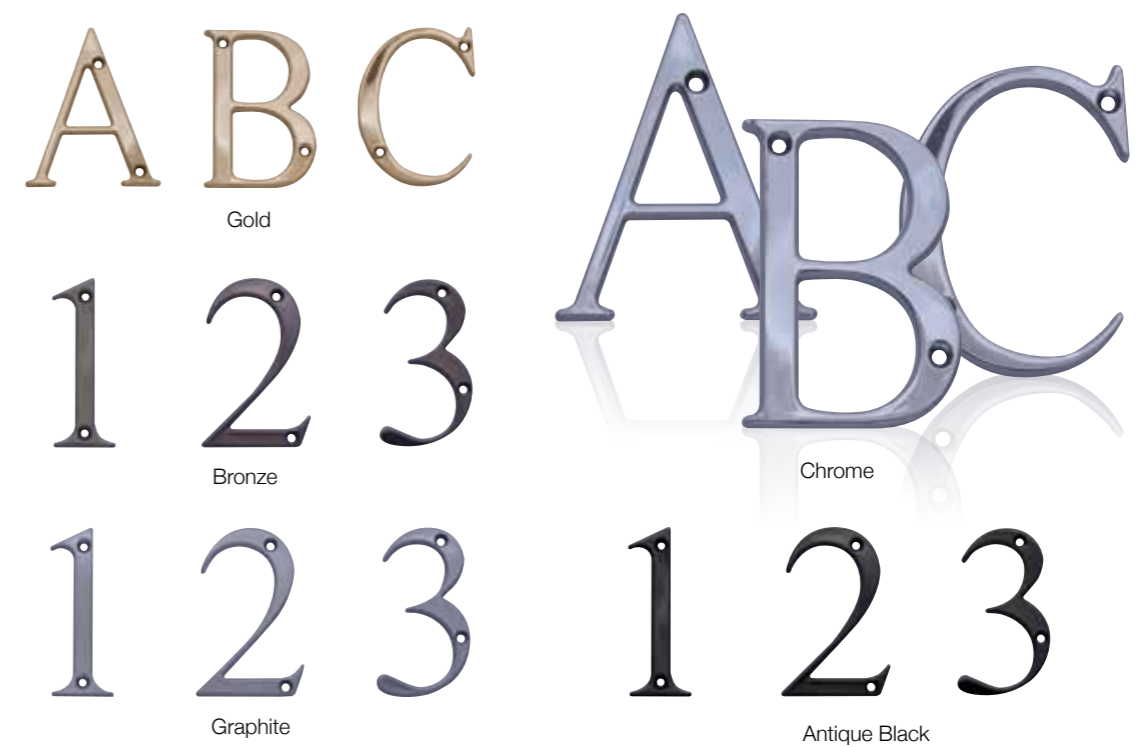
Urn Knockers



Horse tail knocker



Letters & numerals



Deluxe Range

Use these stainless steel products to add a real wow factor to your door. Available in polished gold or silver.

Handles

Polished Gold

Polished Stainless Steel

Urn Knockers

Polished Gold

Polished Stainless Steel

Urn knockers are also available with a viewer.

Letter plates

Polished Gold

Polished Stainless Steel

Letters & numerals

Polished Gold

Stainless Steel Silver

Add the finishing touches to our contemporary door range using this sleek range of accessories.

Large central knob

Stainless steel

Contemporary Knocker

Available in gold, silver, chrome, black, white, bronze, antique black.

Stainless steel

Escutcheon

Stainless steel

Pull bars

400mm 600mm 1200mm 1800mm

Hinge Range

Butt Hinge

2D Hinge

3D Hinge

Available in: White, brown.

Available in: White, brown.

Available in: Gold*, chrome*, bronze*, graphite*, silver, satin, white, black.

Colours options:

- Gold*
- Chrome*
- Bronze*
- Graphite*
- Silver
- Satin
- White
- Black
- Brown

*3D hinges in these colours match Premier Plus hardware options.



Your Questions Answered

We know that any purchase for your home is important and naturally you may have some questions.

We have tried to answer as many of these as possible on the following pages. However if there is anything we may have missed you can always get in touch with us by emailing mail@safedoors.co.uk.

Who makes my door?

We are the original composite door company and have been manufacturing doors for 25 years. We have been manufacturing doors in the UK for households across the country for over two decades and have more experience than any other company in making sure your order satisfies your requirements. In fact we have manufactured over a million doorsets in that time.

What guarantee does my door come with?

We guarantee EVERY door for 10 years from the date of installation giving you peace of mind in your investment.

What security aspects does my door come with?

We always fit the latest high security locking devices available to us. Each door comes with a full multipoint locking system which means that the door locks in three places along the opening section giving that extra strength against the frame of the door. If you would like to upgrade to the Secured by Design specification recommended by the police authority then please let us know when you place your order.

Are you environmentally friendly?

Yes indeed we take our environmental responsibilities seriously. We have the ability to recycle all our offcut material. Added to that we use recycled material (RCM) as a reinforcer in our door frames providing you with superior strength as well as offering a more sustainable substitute to steel.

Are the doors thermally efficient?

Yes we have worked hard to constantly improve the U-values of our doors. The U-value signifies the thermal efficiency of the door the lower the value the better the door. We have achieved some of the lowest values in the marketplace meaning that your heating bills will be lower and your house warmer.

What hardware can I choose?

We are able to supply a full range of hardware to suit your chosen door design. We offer a suited approach which means that all hardware matches whatever you order. Choose from a knocker, letterplate, numerals and spyhole. All designs come in a choice of Gold, Chrome, Black, White or Bright Bronze, Graphite and Antique Black. See page xx for more details.

Glass choices

We offer a clear backing glass as standard. All our double glazed units are fitted with a high energy efficient and elegant black spacer bar as standard.

What colour door can I order?

Please see page 52 for the full list of colours we offer. Note the inside of the door will be white unless otherwise stated. Woodgrain finishes may vary from door to door as like timber painting or staining the process may result in some slight variation in colour. This adds to the aesthetics of the door finish.

Does the door open to the right or left?

When your order is taken you will be given the choice of having the hinges on the left or right hand side.

Is the door compliant?

Yes. All of our doors are fully compliant to the latest building regulations. You can also be assured that we are a BSI registered company which means that our management and quality control are right up to date throughout the manufacturing process. All doors have a rating of 1.5 W/m²/K or less and thus conform to the latest building regulations.



Diamond Range

Entrance doors

www.belfastwindows.com



All information in this publication is provided for guidance only and is given in good faith. As it is company policy to continually improve products, methods and materials, changes of specification may be made from time to time without prior notice. Slight variations in colour may occur due to the handcrafted nature of the product or the limitations of the printing process. This statement does not affect your statutory rights.

Ref PD14883

